

# UL 508 Non-Fusible

Disconnect Switches

## DISCONNECT SWITCHES

M163 – M803



The M-series Load Break Switch is the most compact industrial-grade switch on the market. Capable of making or breaking loads up to 600V (UL), it is suitable as a motor disconnect. Extremely compact and robust, these switches have a variety of mounting options including DIN-rail, base, or door-mounting. A wide assortment of handles, shafts and accessories is available to accommodate any installation requirement.

### APPLICATIONS:

- Line-of-sight disconnect
- Electrical isolation
- Branch-circuit switch
- Motor disconnect

### RATINGS (UL):

- **Volts:** 600VAC
- **Amps:** 20, 30, 40, 63, and 80A. Suitable as motor disconnect up to 40hp.

### FEATURES/ BENEFITS:

- Compact
- Robust
- DIN-rail, base, or door mounting
- Choice of handles and shafts
- Padlockable
- Side-mount auxiliary contacts and additional poles
- Double-break, silver-plated, contacts

### APPROVALS:





- UL 508 listed E196672
- IEC 60947-3



Catalog number designation			
<b>M</b> Switch   M = Mersen AC Switch	<b>80</b> Ampacity   16-80	<b>3</b> Number of Poles 	<b>DM</b> Special Configurations   DM: Door Mounting

# UL 508 Non-Fusible Disconnect Switches (M163 - M803)

LOW VOLTAGE  
DISCONNECT SWITCHES

UL 508 Disconnect Switches—Front Operated							
				M163	M163DM	M633	M803
Switch Body	Ampere Rating	20	30	40	63	80	
	Base Part #	M163	M253	M403	M633	M803	
	Door-Mounted Version	M163DM	M253DM	M403DM			
Handles and Shafts	Direct Front Operation Locking Handle						
		HD40	HD40	HD40	HD125	HD125	
	External Front Operation						
	Selector Style NEMA Type 1, 3R, 12	HSBX, HSRX					
	Shaft—SAxxx (xxx = length in mm)	SA85, SA105, SA120, SA130, SA180, SA250					
	Door mounted version (no shaft required)	HSBPDM, HSRPDM					
	Pistol Style NEMA Type 1, 3R, 12	HB45, HR45, HB65, HR65, HB80, HR80					
	NEMA Type 4, 4X	HB45X, HR45X, HB65X, HR65X, HB80, HB80X					
	NEMA 4X Stainless Steel	HM65X					
	Shaft— SAxxx (xxx = length in mm)	SPA130, SPA210, SPA290, SPA360, SPA430					
	B=Black, R=Black						
Accessories	Fourth Poles						
	Limited to one additional pole per switch	4P40	4P40	4P40	4P80	4P80	
	Door mounted switch 4th poles are left-side mounted	4P40DM	4P40DM	4P40DM			
	Neutral Poles						
	Limited to one additional pole per switch	NP40	NP40	NP40	NP80	NP80	
	Door mounted switch neutral poles	NP40DM	NP40DM	NP40DM			
	Terminal Shrouds						
	3-pole	TS40-3	TS40-3	TS40-3	TS63-3	TS63-3	
	4-pole (Add this to the 3-pole shroud)	TS40-1	TS40-1	TS40-1	TS63-1	TS63-1	
	Auxiliary Contacts*						
	NC Right side mounting	OA1G01	OA1G01	OA1G01	OA1G01	OA1G01	
	NO left side mounting**	OA1G10	OA1G10	OA1G10	OA1G10	OA1G10	
	NO+NC (Mounting on either side)***	OA2G11	OA2G11	OA2G11	OA2G11	OA2G11	
	*Rated 2A max continuous @690VAC						
* Minimum switching capacity for the auxiliary contacts OA1G01, OA1G10, OA2G11 is 10mA at a voltage of 24V DC.							
** Auxiliary contact OA1G10 breaks prior to main contacts opening.							
*** Auxilliary contact OA2G11 simultaneously functions with main contacts.							

© 2024 Mersen. All rights reserved. Mersen reserves the right to change, update, or correct, without notice, any information contained in this datasheet.

# UL 508 Non-Fusible Disconnect Switches (M163 - M803)

LOW VOLTAGE  
DISCONNECT SWITCHES

TECHNICAL DATA ACCORDING TO UL/cULus															
Part Number				M163		M253		M403		M633		M803			
General Purpose Amp Rating	pf= 0.7...0.8	-40° to 40 °C	A	20		30		40		60		80			
Maximum Operating Voltage			V	600		600		600		600		600			
Max. horsepower rating / motor FLA current	pf= 0.4...0.5 Three phase	240 V	HP/A	5/15.2		7.5/22.0		10/28.0		15/42.0		20/54.0			
		480 V	HP/A	10/14.0		15/21.0		20/27.0		30/40.0		40/52.0			
		600 V	HP/A	10/11.0		20/22.0		25/27.0		30/32.0		40/41.0			
	Single phase	120 V	HP/A	1/16.0		1.5/20.0		2/24.0		2/24.0		2/24.0			
		240 V	HP/A	2/13.2		3/18.7		5/30.8		7.5/40.0		10/57.5			
Short circuit rating with fuse	Maximum fuse size		A	30		60 <sup>2)</sup>		30		60 <sup>2)</sup>		100		150	
	Fuse type	CC	kA	10		10		10		10		100		150	
	Fuse type	J	kA	10		10		10		10		100		100	
	Fuse type	T	kA	10		10		10		10		100		100	
	Fuse type	RK1	kA	10		10		10		10		5		10	
	Fuse type	RK5	kA	5		5		5		5		5		5	
	Fuse type	L	kA												
	Fuse type	H	kA												
<b>Endurances</b>															
Min. electrical endurance, pf. 0.75...0.8			oper. cycles	6 000		6 000		6 000		6 000		6 000			
Mechanical endurance			operations	20 000		20 000		20 000		20 000		20 000			
Terminal lug kits				Integral		Integral		Integral		Integral		Integral			
Wire range			AWG	18-8		18-8		18-8		14-4		14-4			
Torque		Wire tightening	lb. in	7		7		7		18		18			
		Lug mounting													

© 2024 Mersen. All rights reserved. Mersen reserves the right to change, update, or correct, without notice, any information contained in this datasheet.

# UL 508 Non-Fusible Disconnect Switches (M163 - M803)

LOW VOLTAGE  
DISCONNECT SWITCHES

TECHNICAL DATA ACCORDING TO UL/cULus								
Part Number				M163	M253	M403	M633	M803
General Purpose Amp Rating	pf= 0.7...0.8	-40° to 40 °C	A	20	30	40	60	80
TECHNICAL DATA ACCORDING TO IEC 60947-3								
Rated insulation voltage and rated operational voltage AC20/DC20	Pollution degree 3	50 Hz 1 min.	V	750	750	750	750	750
Dielectric strength			kV	6	6	6	6	6
Rated impulse withstand voltage			kV	8	8	8	8	8
Rated thermal current and rated operational current AC20/DC20 ...with minimum conductor cross section	Ambient 40 °C <sup>2)</sup>	In open air		25 A	32 A	40 A	63 A	80 A
	Ambient 40 °C <sup>2)</sup>	In enclosure		25 A	32 A	40 A	63 A	80 A
	Ambient 60 °C	In enclosure		20 A	25 A	32 A	50 A	63 A
		Cu		4 mm <sup>2</sup>	6 mm <sup>2</sup>	10 mm <sup>2</sup>	16 mm <sup>2</sup>	25 mm <sup>2</sup>
Rated operational current, AC-21A		up to 415 V 440...690 V	A	16 16	25 25	40 40	63 63	80 80
Rated operational current, AC-22A		up to 415 V 440...690 V	A	16 16	25 25	40 40	63 63	80 80
Rated operational current, AC-23A		up to 415 V 440 V	A	16 16	20 20	23 23	63 63	75 65
		500 V 690 V	A	16 10	20 11	23 12	45 20	58 20
Rated operational current / poles in series, DC-21A		24...48 V <sup>1)</sup> 110 V		16 A/1 16 A/2	25 A/1 25 A/2	32 A/1 32 A/2	63 A/1 63 A/2	80 A/1 80 A/2
		220 V 440 V		16 A/3 16 A/4	25 A/3 16 A/4	32 A/3 16 A/4	63 A/3 16 A/4	80 A/3 16 A/4
		500 V 750 V		16 A/4 16 A/8	16 A/4 25 A/8	16 A/4 32 A/8	16 A/4 -	16 A/4 -
Rated operational current / poles in series, DC-22A		24...48 V <sup>1)</sup> 110 V		16 A/1 16 A/2	25 A/1 25 A/2	32 A/1 32 A/2	63 A/1 63 A/2	80 A/1 80 A/2
		220 V 440 V		16 A/3 10 A/4	25 A/3 10 A/4	32 A/4 10 A/4	45 A/4 10 A/4	45 A/4 10 A/4
		500 V 750 V		16 A/8 16 A/8	25 A/8 25 A/8	25 A/8 -	- -	- -
Rated operational current / poles in series, DC-23A		24...48 V <sup>1)</sup> 110 V		16 A/1 16 A/2	25 A/1 25 A/2	32 A/1 32 A/2	63 A/1 63 A/2	80 A/1 80 A/2
		220 V 440 V		16 A/4 10 A/4	25 A/3 10 A/4	32 A/4 10 A/4	45 A/4 10 A/4	45 A/4 10 A/4
		500 V 750 V		16 A/8 16 A/8	25 A/8 16 A/8	25 A/8 16 A/8	- -	- -
Rated operational power, AC-23A (These values are given for guidance and may vary acc. to the motor manufacturer)		220...240 V 400...415 V		3 kW 7.5 kW	4 kW 9 kW	5.5 kW 11 kW	11 kW 22 kW	22 kW 37 kW
		440...500 V 690 V		7.5 kW 7.5 kW	9 kW 9 kW	11 kW 11 kW	22 kW 15 kW	37 kW 18.5 kW
Rated breaking capacity, AC-23A		up to 415 V 440 V		128 A 128 A	160 A 160 A	184 A 184 A	360 A 360 A	640 A 448 A
		500 V 690 V		128 A 80 A	160 A 88 A	184 A 96 A	360 A 160 A	464 A 160 A
Rated breaking capacity/ poles in series, DC-23A		24...48 V 110 V		64 A/1 64 A/2	100 A/1 100 A/2	128 A/1 128 A/2	180 A/1 180 A/2	252 A/1 252 A/2
		220 V 440 V		64 A/3 40 A/4	100 A/4 40 A/4	128 A/4 40 A/4	180 A/4 40 A/4	180 A/4 40 A/4
		500 V 750 V		64 A/8 64 A/8	64 A/8 64 A/8	64 A/8 -	- -	- -
Rated conditional short-circuit current I <sub>c</sub> (r.m.s.) and corresponding max. Allowed cut-off current I <sub>c</sub> of fuse. The cut-off current I <sub>c</sub> refers to values listed by fuse manufacturers (single phase test acc. To IEC60269)	I <sub>c</sub> 50kA, ≤415V Max. OFA fuse size	I <sub>c</sub>		40 A/32 A	40 A/32 A	40 A/32 A	100 A/80 A	100 A/80 A
	I <sub>c</sub> 100kA, 500V Max. OFA fuse size	I <sub>c</sub>		-	-	-	17 kA	17 kA
	I <sub>c</sub> 10kA, 690V Max. OFA fuse size	I <sub>c</sub>		-	-	-	100 A/80 A	100 A/80 A
	I <sub>c</sub> 50kA, 690V Max. OFA fuse size	I <sub>c</sub>		4 kA	4 kA	4 kA	11 kA	11 kA
Rated short-time withstand current	r.m.s. -value I <sub>cw</sub>	690 V, 1 s	kA	0.5	0.5	0.5	1	1.5
Rated short circuit making capacity	Peak value I <sub>cm</sub>	690 V/500 V	A	0.71	0.71	0.71	1.4	2.1
Rated capacitor power [the capacitor ratings are limited by the fuse link.]		400...415 V		6.5 kVAr	10 kVAr	15 kVAr	25 kVAr	30 kVAr
Power loss / pole	At rated operational current		W	0.3	0.6	1.6	2.8	4.5
Mechanical endurance	Divide by two for operation cycles		Oper.	20 000	20 000	20 000	20 000	20 000
Weight without accessories	3-pole		kg	0.11	0.11	0.11	0.27	0.27
	4-pole		kg	0.15	0.15	0.15	0.35	0.35
Cable size	Cu-wire size suitable for terminal clamps			0.75...10 mm <sup>2</sup>	0.75...10 mm <sup>2</sup>	0.75...10 mm <sup>2</sup>	1.5...35 mm <sup>2</sup>	1.5...35 mm <sup>2</sup>
				18-8 AWG	18-8 AWG	18-8 AWG	14-4 AWG	14-4 AWG
Terminal tightening torque	Counter torque required			0.8 Nm	0.8 Nm	0.8 Nm	2 Nm	2 Nm
Operating torque	3-pole switch-disconnector			1 Nm	1 Nm	1 Nm	1.2 Nm	1.2 Nm

1) UL Listed switches are also CSA Approved. 2) Fuse size 70A for RK5.

Below 48 V, two poles in parallel up to M803 are recommended particularly in polluted atmosphere.

© 2024 Mersen. All rights reserved. Mersen reserves the right to change, update, or correct, without notice, any information contained in this datasheet.